



WWW.HSPUTELIDS.COM

1300 441 498

Part No: NGR12-1

Fitting Time: 15 mins



**NEW GENERATION FORD  
RANGER, WILDTRAK &  
RAPTOR MY22.75+**

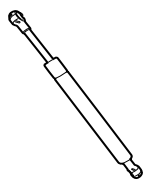


HSP TAIL ASSIST

---

FITTING INSTRUCTIONS

---

## PARTS LIST

		
A DAMPER STRUT x1	B STUD BALL M10 x1	C STUD BALL M6 x1
KSD-SPEC-4	TA-25	TA-26

## —GENERAL NOTES—

- Read through the fitting instructions prior to installation of accessory.
- Ensure all recyclable components and packaging are discarded and recycled following local recycling regulations.
- Safely store and protect any removed vehicle components.

## —SAFETY NOTES—

- Check that all work practices comply with safety standards.
- Please wear appropriate clothing and use safety equipment.


## —FITTING TIME—



15 mins

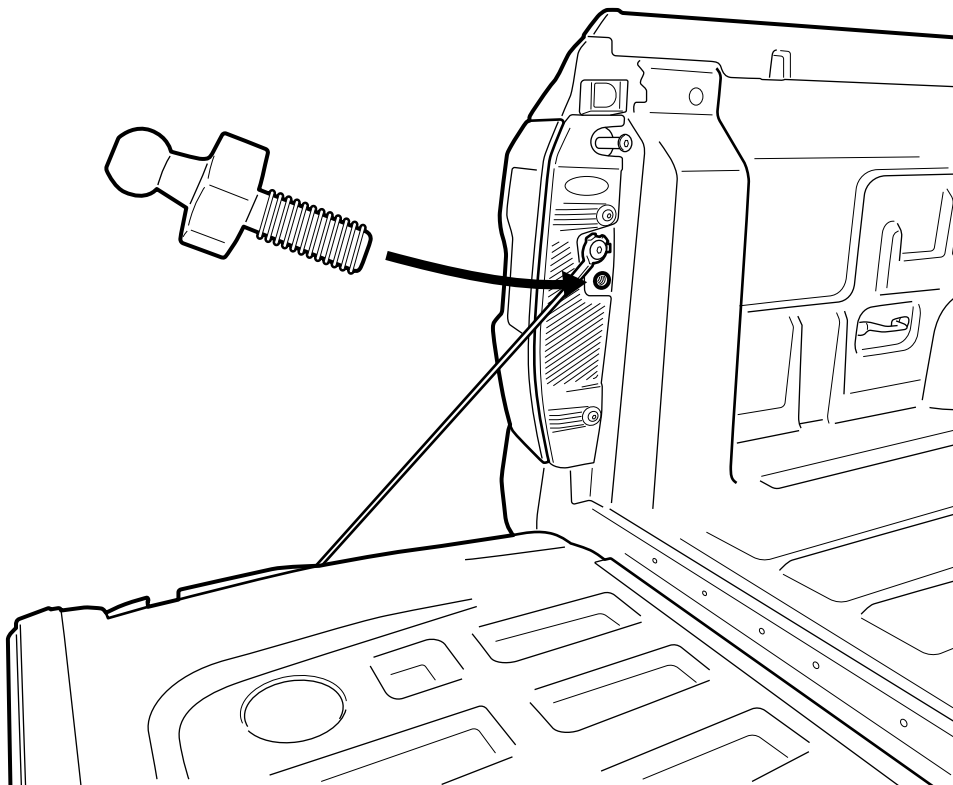
— STEP 1 —

Open tailgate.



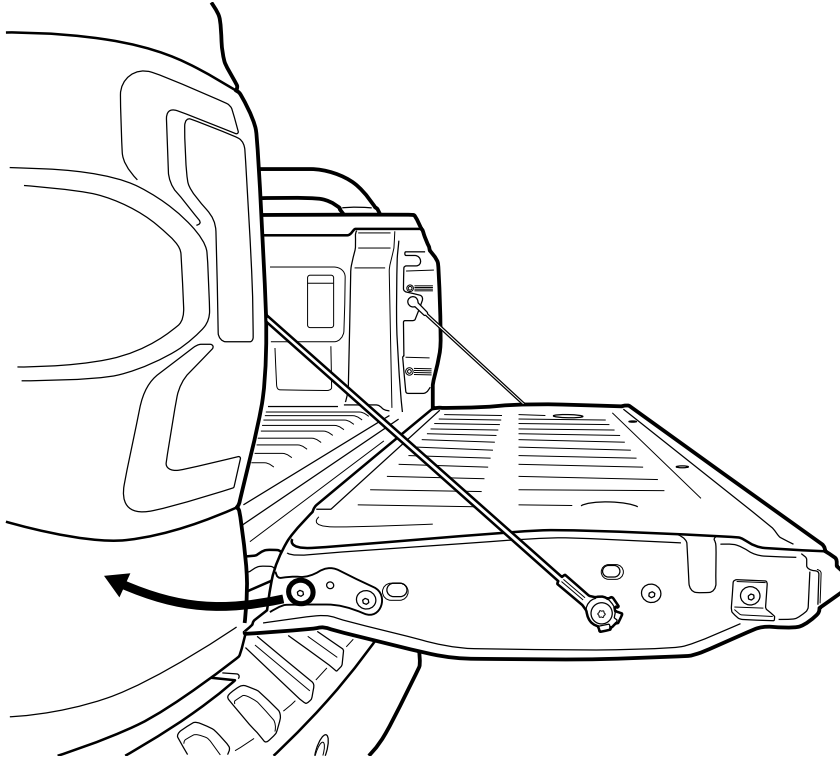
— STEP 2 —

Using stud Ball M6, part number TA-26, fasten to indicated location.



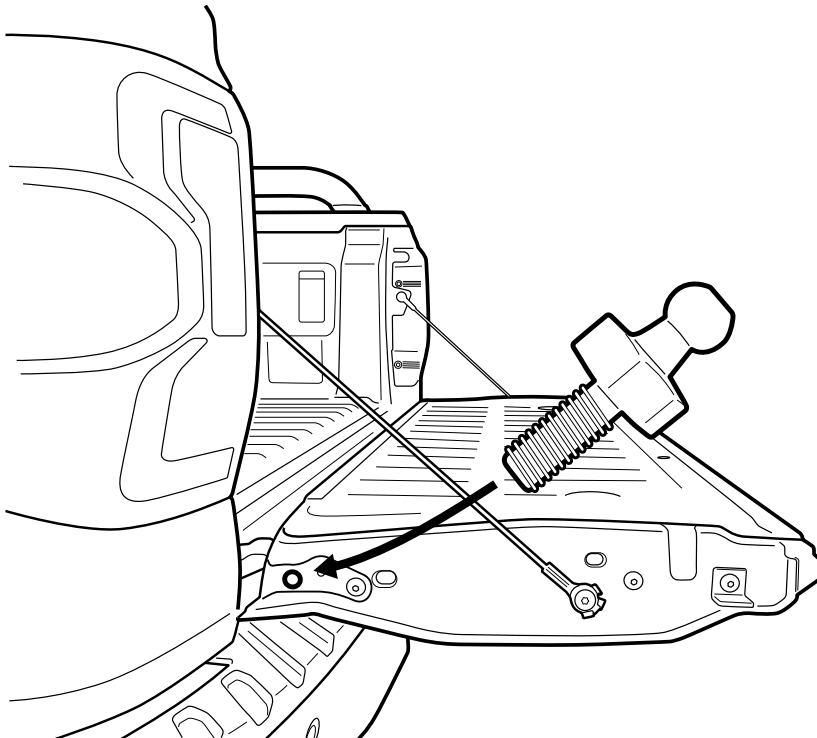
### — STEP 3 —

Remove indicated bolts, and discard. **NOTE: Take care not to lose factory alignment.**



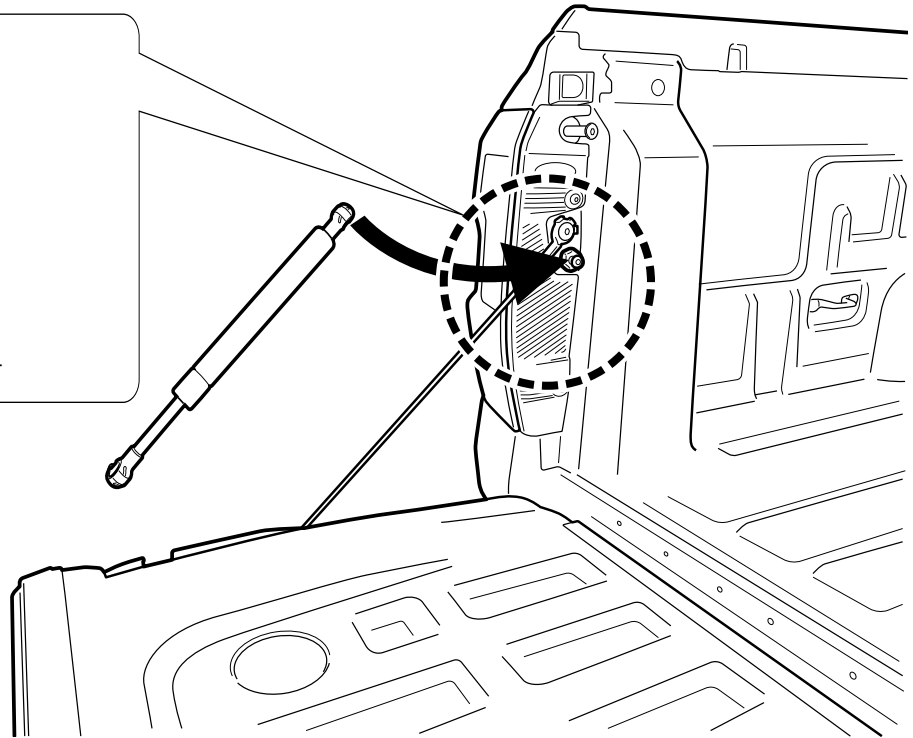
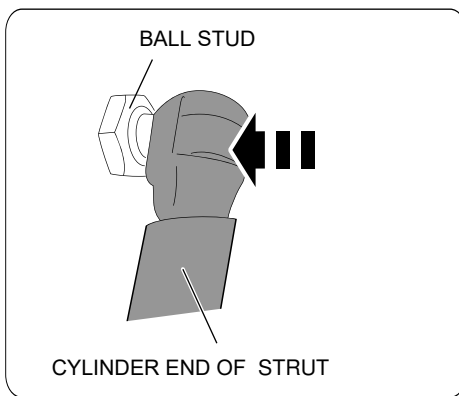
### — STEP 4 —

Using stud Ball M10, part number TA-25, fasten to indicated location.



## STEP 5

Align part number KSD-Spec-4 ( cylinder end) to ball stud M6, push to click into position



## STEP 6

shaft to extend and click in to position.

